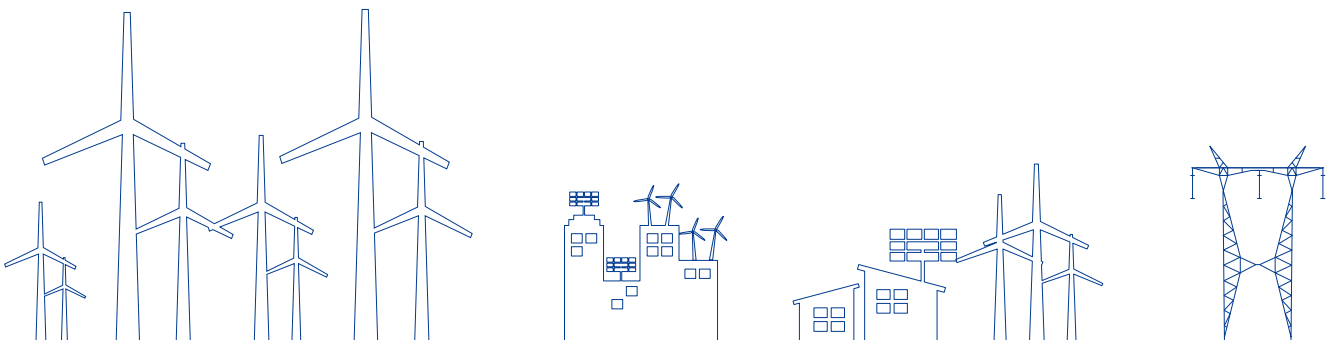




# ZG-dSVG

ZG-dSVG Dynamic Reactive Power Compensation Device Product manual

## Integrated Energy Technology & Service Provider



# Contents

	Company Profile .....	02
ZG-dSVG	ZG-dSVG Introduction .....	04
2.1	Product Introduction .....	04
2.2	Application Scenario .....	04
2.3	Structure .....	06
	Specifications and Technical Features .....	09
3.1	Model Description .....	09
3.2	Technical Parameter .....	10
3.3	Technical Features .....	10
	Application Cases .....	12
4.1	Part of the Project Performance Table .....	12
4.2	Application of Power Distribution Network .....	17
4.3	Application of New Energy Power Generation .....	18
4.4	Application of Industrial Load .....	19
	Honor and Qualification .....	21



2002

2

002169

HAPF

PCS

SVG

UPS

+



## Company Profile

Guangzhou Zhiguang Electric Technology Co., Ltd., established in 2002 with a registered capital of 200 million yuan, is a wholly-owned subsidiary of Guangzhou Zhiguang Electric Co., Ltd. [stock code: 002169, hereinafter referred to as Zhiguang]. It is a core member company of Zhiguang, which is specializing in flexible power technology research in the direction of integrated energy technology and service strategy development.

Since its establishment, the company has been focusing on the research of electrical control equipment technology with high-power electronics as its core technology, and conducting technical research and industrial applications in the fields of smart grid, distributed micro-grid, energy storage, motor control and energy conservation, power quality control, advanced power technology, etc. The main products include Distribution network neutral point grounding device, High-voltage variable frequency converting system, Energy storage power conversion system, Static Var generator(SVG), Intelligent high and low voltage shore power system, Low-voltage power quality management and Large industrial intelligent UPS.

The company's products have achieved regional coverage in the country and are exported to dozens of overseas countries and regions, contributing to the global energy conservation and emission reduction and green energy industry. The company uses the private cloud platform and big data as its technical means to give full play to the advantages of the Internet + and establishes a marketing and service platform centered on key industries, key regions and major customers, providing products, technologies and comprehensive technical solutions to thousands of customers in the power, building materials, metallurgy, chemical, coal, port, municipal, and new energy industries. Typical customers include China State Grid Corporation, China Southern Power Grid, Five Major Power Generation Groups, China General Nuclear Power Group, China National Building Materials Group Corporation, Sinopec, Petro China and Baowu Iron and Steel Group.

# ZG-dSVG

## ZG-dSVG Introduction



### 2.1 Product Introduction

ZG-dSVG

ZG-dSVG no longer uses large-capacity capacitors and inductors, but realizes the conversion of reactive energy through the high-frequency switching of power electronic devices, which has the incomparable advantages of traditional reactive power compensation equipment in terms of technical indexes such as compensation effect, power density and operation efficiency, and it is the best solution for the comprehensive management of power quality at present, which can effectively improve the transient stability of the grid voltage, inhibit the flicker of the bus voltage, compensate the imbalance current, filter out the harmonics, and improve the power factor.






### 2.2 Application Scenario

SVG

ZG-dSVG series products can be widely used in petrochemical industry, new energy industry, coal industry, metallurgy, electrified railway, urban construction and other electric power industries to provide high-quality and reliable reactive power compensation solutions for various motors, lighting equipment, generators, welding machines, rolling mills, resistance furnaces and other equipment.






## Petroleum, chemical, mining, dock, heavy industry



-  Stabilisation of supply voltage;
-  local dynamic compensation of reactive power for large motors;
-  Reduction of reactive power fluctuations and harmonics in traction drives.
-  Centralised compensation in substations supplying power to a larger number of medium and low voltage motors;
-  Centralised compensation of reactive power of relevant power-using equipment;

## Steel, metallurgy




-  Stabilise busbar voltage;
-  Reduce voltage fluctuation, inhibit flicker, improve production efficiency;
-  Balance negative sequence.
-  Improve power factor to reduce reactive power loss;
-  Filter out harmonics and ensure equipment safety;

## Power supply to urban distribution networks and agricultural networks



- 
- 
- 
- 
- 

## New energy access



Control reactive power at the power access point of wind power and photovoltaic power generation equipment to prevent backward transmission of reactive power;



Maintain the access point voltage to meet the high and low voltage crossing function;



Compensate the residual reactive power of the main transformer as well as the transmission cable to reduce transmission loss.



Stabilise the grid voltage and reduce voltage fluctuations caused by power generation fluctuations;




Timely absorb the excess reactive power generated by the power generation equipment after the recovery of high and low voltage ride-through, and protect the power generation equipment;



Perfect control of power factor, distributed generation equipment access, control the power factor of the grid access point.

## Electrified railway and urban rail transit industry



Harmonic comprehensive treatment of traction power supply system, improve power quality, improve traction capacity, energy saving and consumption reduction;



Balance the negative sequence current generated by locomotive load;



Suppress the voltage flicker phenomenon caused by the reactive power shock generated when the traction system starts or brakes;



Stabilise busbar voltage and improve power factor.

## 2.3 Structure

### ZG-dSVG

ZG-dSVG main circuit adopts power unit cascade chain structure. The system can be divided into: inlet part, starting part, power part, control part, cooling part. Split cabinet type or split frame type.



The main controller consists of various functional boards to complete AC signal acquisition, switching control, PWM pulse distribution, status detection and system protection.

The power unit driver board is installed in the power unit and is connected to the main controller via optical fibre to convert the control signals into drive signals for the IGBTs and to provide feedback on the status of the power unit.

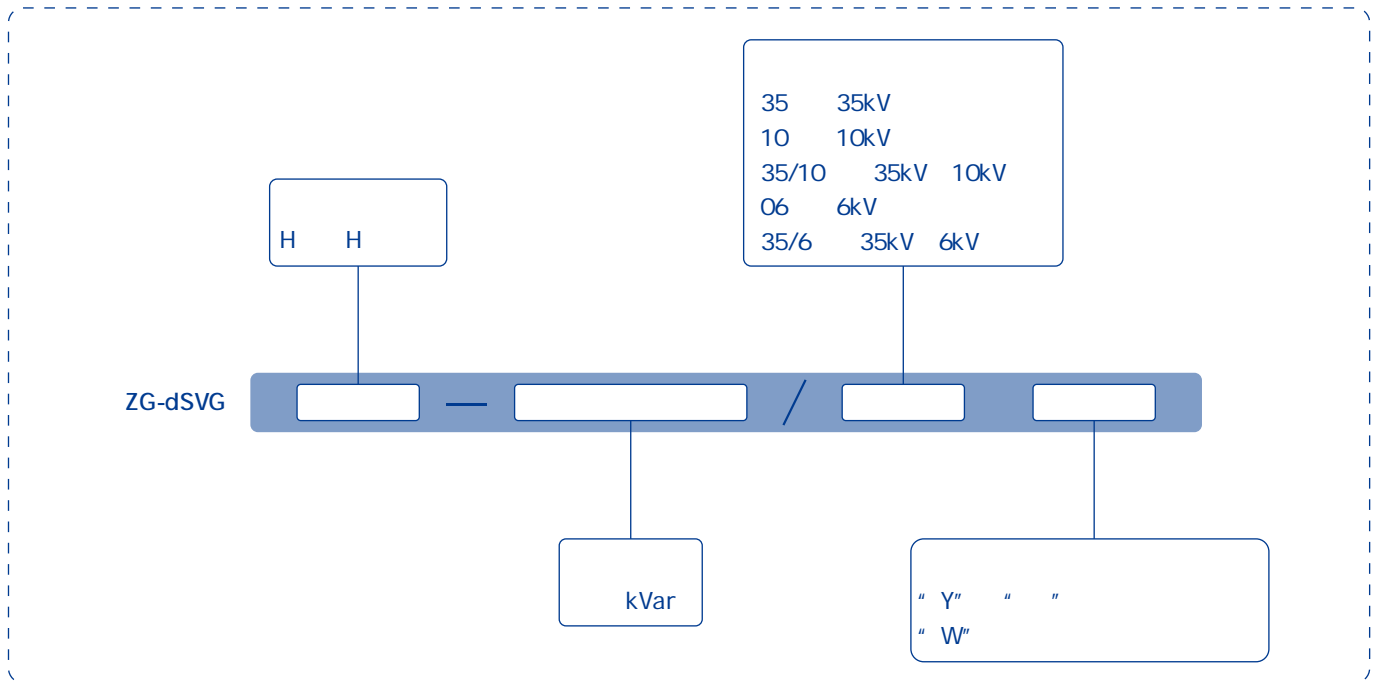
ZG-dSVG adopts LCD touch screen with complete data display (table, cur

# Specifications and Technical Features

## 3.1 Model Description

The products are categorised as follows:

- Y, W
- 35 35kV 10 10kV 35/10 35kV 10kV 06 6kV 35/6 35kV 6kV
- kVar
- H H
- Installation form: "Y" for indoor installation in "one" arrangement, "W" for outdoor installation.
- Voltage level: 35 means 35kV series, 10 means 10kV series; 35/10 means 35kV step-down 10kV series, 06 means 6kV series; 35/6 means 35kV step-down 6kV series.
- Rated capacity: unit kVar
- Product structure form: H for H-bridge cascade



10kV ± 10000kVar H  
 ZG-dSVG-H 10000/10Y

Example: A system with rated voltage of 10kV, rated compensation capacity of ± 10,000kVar, H-bridge cascade topology, and "one" type arrangement for indoor installation, the model number can be expressed as ZG-dSVG-H 10000/10Y.

## 3.2

### Technical Parameter

Technical Indicators	Technical Parameter
额定电压 rated voltage	6~35kV
补偿容量 compensation capacity	0.3~150Mvar
调节范围 Adjustable range	额定感性无功到额定容性无功连续无极调节 Continuously and infinitely adjustable from rated inductive reactive power to rated capacitive reactive power
额定频率 rated frequency	50Hz
响应时间 response time	<4ms
过载能力 overload capacity	1.1倍持续3分钟 1.1x duration 3 minutes
谐波特性 harmonic characteristic	输出谐波电流总畸变率小于2% Output harmonic current total distortion rate is less than 2%
冷却方式 Cooling method	风冷/水冷/空水冷 Air-cooled/water-cooled
运行模式 operating mode	恒功率因数/恒无功/恒电压/恒电流/电压无功综合/负荷补偿 constant power factor/constant reactive power/constant voltage/constant current/ voltage reactive power synthesis/load compensation
安装方式 Installation	户内柜式、户外集装箱式 Indoor cabinet, outdoor container
环境温度 environmental temperature	-40°C~45°C
海拔高度 altitude	<3500m

## 3.3

### Technical Features

Fast response time and high voltage flicker suppression capability

ZG-dSVG      4ms

ZG-dSVG response time: 4ms, can complete the mutual conversion of rated capacitive to rated inductive reactive power in a very short time, which can satisfy the compensation of inrush loads, effectively inhibit the voltage flicker, and prevent grid accidents.

### ZG-dSVG

99

<2%

Cascaded ZG-dSVG adopts low-loss fully-controlled power devices, combined with special control algorithms to ensure performance and low loss, and the efficiency of the device is 99%; It can effectively inhibit high-frequency harmonic injection, and the output current distortion rate is <2% when compensating reactive power. Under the condition of sufficient capacity, it also has the functions of suppressing low harmonics and compensating unbalance.

### ZG-dSVG

ZG-dSVG air-cooled cooling system adopts intermediate air duct design with patented technology, and the cabinet top fan adopts long-life, maintenance-free external rotor motor and centrifugal fan with low-noise design, which ensures the safety and reliability of the overall system.

### ZG-dSVG

With Hall detection and unit self-test function in standby, and self-test and protection function in voltage, current and temperature after the system is running, faults can be detected in time and isolated automatically to ensure that the system will not affect the power grid and the equipment at the load side.

In addition, ZG-dSVG products with bypass function can maintain stable operation during fault isolation.

### ZG-dSVG

ZG-dSVG has constant voltage compensation mode in addition to the conventional constant power factor compensation and constant reactive power compensation functions, and high and low voltage traversing functions to cope with new energy power generation; High-voltage self-checking and self-starting function to cope with extremely unstable power grid;

Possessing multiple parallel operation technology to cope with the site of super-large capacity as well as multiple busbars and multiple systems, and obtaining the patented technology. (Optional functions)









\*

NO.	项目名称 project name	容量 capacity kVar	电压 volotage kV	套数 set	应用场景 application scenario
4	SVG Procurement of SVG Equipment for Fracturing in Jiangsu Oilfield	2500	10	1	oilfield production
5	2#6kV Henan Kaixiang Fine Chemical Co., Ltd. 2#6kV reactive power compensation device technical reform project	5000	6	2	fine chemicals
6	SVG New substation reactive power compensation SVG project of Xinpangnan Coking Co.	12600	10	2	Coking coal to coke, coke oven gas and others
7	23 SVG Kailuan Chemical 23rd year the first batch of coal mine conversion SVG procurement	10000	6	4	Chemical
8	10 SVG Procurement of SVG equipment for 100,000-ton carbon utilization R&D platform	1500	10	1	Chemical
9	17-2/23-6 Ushi 17-2/23-6 Oilfield Cluster Joint Development Project	4000	35	1	oil exploration
10	Ground Engineering for Baimiao Shallow Gas Storage Project in Zhongyuan Oilfield	5000	10	2	oil exploration
	10kV Hunan Erkang Pharmaceutical 10kV Power Distribution Project	4000	10	1	pharmaceutic
	SVG China Coal Xuyang Chemical SVG Retrofit Project	4000	10	1	Chemical
	0 Power Station of Longhua Coal Industry Urea Comprehensive Utilization Project			2	coal chemical

5000 e

## 4.2

## Application of Power Distribution Network

		<b>330kV</b>					
		Jinchang Jinchuan District Xipo 330kV Gathering Booster Station					
330kV	2	330kV	35kV	2	± 30MVar	SVG	10ms

Jinchang Xipo 330kV converging transmission and substation project, the construction of this phase of two 330kV transformers, each main transformer low voltage side 35kV bus installed on two sets of compensation capacity of 30MVar SVG device. It can dynamically track the changes of grid voltage and load, and dynamically adjust the reactive power output according to the changes to realize high power factor operation, with dynamic response time of no more than 10ms, and protect the electric equipment from safety accidents caused by excessive reactive power current.



		ZG-dSVG-H8000/10Y					
		Guangdong Power Grid Substation Dynamic Reactive Power Compensation Project					
6	220kV	10	110kV	24	110kV	110kV	240MVA
		8MVar		ZG-dSVG		10kV	

ZG-dSVG-H8000/10Y high-voltage dynamic reactive power compensation device independently developed by Zhiguang was officially put into operation in Guangdong Power Grid substation. This substation has two 240MVA main transformers, six 220kV bus outlets, 10 110kV bus outlets, and 24 110kV bus outlets, of which one section of 110kV bus outlets leads to the urban railway substation. The DC power supply of the urban railway is used to start the large reactive power shock easily caused by bus voltage flicker, operation will produce harmonic currents and bus voltage fluctuations. The project installs a set of 8MVar ZG-dSVG dynamic reactive power compensation device on the 10kV bus side of the substation main transformer, which effectively improves the transient stability of grid voltage and suppresses bus voltage flicker.



## 4.3

### Application of New Energy Power Generation



#### Huadian Group Wind Farm Dynamic Reactive Power Compensation Project

35kV	± 8MVar		7MVar FC		
49.5MW	33	1500kW		3500	FC
	SVG				

Zhiguang's self-developed 35kV direct-hanging ± 8MVar high-voltage dynamic reactive power compensation device and 7MVar FC inductive reactive power compensation device were formally put into operation at the wind farm of Huadian Group. The construction scale of this wind farm is 49.5MW, with 33 wind turbines of 1500kW capacity, and the wind farm is at an altitude of 3500 metres above sea level.

On the one hand, the fixed inductive reactive power is compensated by the FC inductive reactive power compensation device, and on the other hand, the residual reactive power of the SVG grid is dynamically compensated, which meets the demand for reactive power compensation at the site and stabilises the power factor, and saves the cost of larger capacity reactive power compensation device, site and related construction costs.



#### Huaneng Group Water-cooled High Voltage Dynamic Reactive Power Compensation Project for Wind Farms

35kV	40MVar		SVG		100MW
				35kV	ZG-dSVG

Zhiguang's self-developed 35kV direct-mounted 40MVar water-cooled high-voltage dynamic reactive power compensation device SVG was officially put into operation at Huaneng Group's 100MW wind farm. Wind power generation projects are affected by the weather, with large fluctuations in voltage drop amplitude and low power factor. The project installed ZG-dSVG water-cooled reactive power compensation device on the 35kV bus side according to the actual situation of the site to suppress voltage fluctuation and improve the bus power factor.





10kV± 7MVar SVG 3MVar FC

Zhiguang independently developed 10kV± 7MVar SVG and 3MVar FC filtering device was put into operation in Huainan Mining Industry. The site has large load shocks, large voltage dips, low power factor, and many harmonic exceedances. FC compensates for many harmonics at the busbar, and SVG compensates for grid reactive power as well as capacitive reactive power during harmonic compensation, effectively suppressing voltage fluctuations and stabilising the power factor at the busbar side.

The new construction of 35KV substation of Shanxi Steel adopts two sets of 10MVar 10kV dynamic reactive power compensation devices. The site voltage fluctuation is large, harmonic pollution is serious, three-phase imbalance and other problems lead to the overall power factor is low. Therefore, the dynamic reactive power compensation device effectively reduces voltage fluctuation, stabilises bus voltage, improves power factor and reduces reactive power loss.

\_\_\_\_\_

24小时客户服务中心: 400-8800-233  
24h Service: 400-8800-233



Guangzhou ZhiGuang Electric Technology Co., Ltd.

Add: 广州市黄埔区云埔工业区埔南路51号  
NO.51 Punan Road, Yunpu Industry Zone, Huangpu District Guangzhou, P.R.China.  
Tel: 020-32113398  
Fax: 020-32113456  
Web: www.gzzg.com.cn  
Zip: 510760

2024