


Containerized BESS


Model: ZGE-CL-Z-5-10



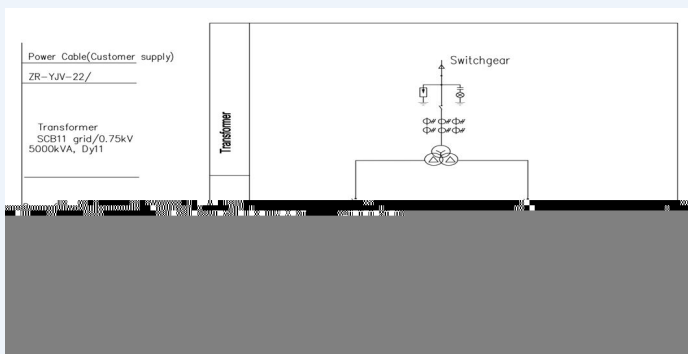
PCS+Boosting System

Battery System

Energy Storage Converter Circuit Block Diagram



5MW/1 MWh BESS Single-line Diagram



Features

- LFP, 314Ah cells
- 10 MWh energy capacity
- 5MVA Transformer+
- 2*2.5MW PCS+MV cabinet
- Liquid cooling system for battery system
- Two 20-foot pre-installing battery containers
- Back-up power, peak shaving, micro-grids, energy arbitration applications



IR-marketina@azza.com.cn

Product Parameters

5MWh Battery System

General

Battery type	LFP cell, 314Ah
Configuration	12*(4*1P104S)
Cooling method	Liquid cooling
Operating environment temp.	-25 ~ 55°C
Storage environment temp.	-30~ 60°C
Working altitude	2000m
Protection class	IP55
Weight	42 tons
Size(w*d*h)	6058mm*2438mm*2896mm
Color	RAL7035

Electrical

Rated energy	5015.9616kWh
Rated voltage	1331.2Vd.c.
Voltage range	1164.8~1476.8Vd.c.
Communication method	CAN, RS485, TCP/IP

Certification

UN3536, IEC62619, EN61000, EN62477, IEC63056, IEC 62933-5-2

Remarks: The 10MWh battery system contains two sets of identical 5MWh battery system.

2.5MW PCS

General

Operating temp.	-20 ~60°C (de-rating over 50°C)
Protection class	IP54
Cooling method	Air cooling
Protection class	IP66
Working altitude	4000m (>3000m derating)
Humidity	0~95% (non condensing)

Battery side

Max battery voltage	1500Vd.c.
Operating voltage range	1100~1500 Vd.c.
Rated voltage	1331.2Vd.c.
Max continuous discharging/charging current	2388Ad.c.

Grid side

Rated voltage	3~PE 750 Va.c.
Rated frequency	50Hz/60Hz
Rated power	2580kVA
Power factor (at rated power)	>0.99
Power factor adjustable range	-1~+1
Total current wave form distortion rate	<3 % (under rated power conditions)

Certification

IEC EN 62477-1, EN IEC 61000-6-2&4, EN 50549-1&2, CEI 0-16

5 MVA Transformer

Rated frequency	50Hz/60Hz
Rated power	5000kVA
Rated voltage	Grid/0.75KV
Ambient temp.	-25 ~ 40°C